

QuantHub Schoology App

QuantHub is Accessible on Schoology if the App has been Added by your School or District

Students and teachers can sign in to QuantHub through Schoology with only two clicks. If the school or district uses Schoology, we strongly encourage adding the QuantHub app for better adoption and learner experience. [Learn more here.](#)

Getting Started

Students and teachers can create accounts in QuantHub with two methods: email invitation or course code onboarding.

- *Email Invitation Method*

You **MUST** confirm your account from the email sent from support@quanthub.com before your QuantHub account can be accessed through Schoology.

- *Course Code Onboarding*

Teachers can paste their course code link in Schoology as a resource in a folder. Use this course code only for your first assignment.

Best Practice

Require students to create their account and complete "Learning with QuantHub" as an initial coursework grade. If you are in class with students monitor your "Classes" tab to see that students are completing account creation and logging in.

Example text for first assignment in Schoology

This week we are going to get started on a new platform called QuantHub. You will be able to learn at your own pace by answering questions and viewing resources with real-life scenarios. The purpose of this learning platform is to help you build skills necessary for college and career readiness. You will be earning skills and resume-ready certificates for a grade in my class, so make sure you follow my instructions closely to create your account.

1. Click the class code link: [INSERT CLASS CODE LINK]
2. Check that the school and class title are correct before you create your account
3. Use your **SCHOOL EMAIL** to create your account. You do NOT need to input alternate contact information.
4. Complete your first learning activity by clicking "Master this skill" next to "Learning with QuantHub"
5. Optional: Provide an opportunity to submit a screenshot, log a response, etc., to confirm they have followed instructions.

Note for my students: After you have created your account, you may now access QuantHub from Schoology by clicking on the QuantHub tab in the left-side menu.



QuantHub Schoology App

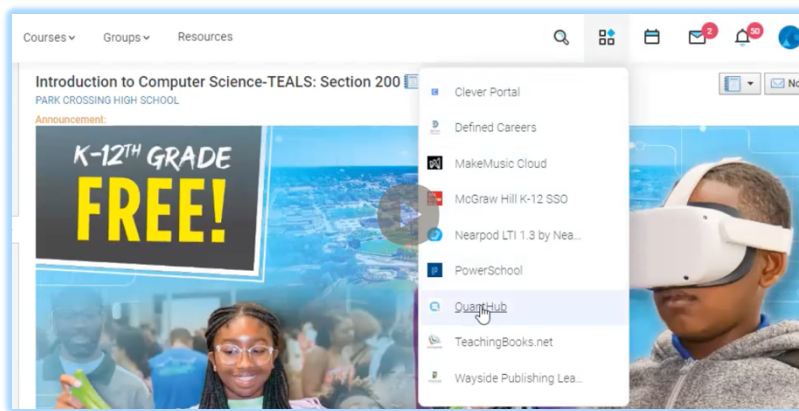
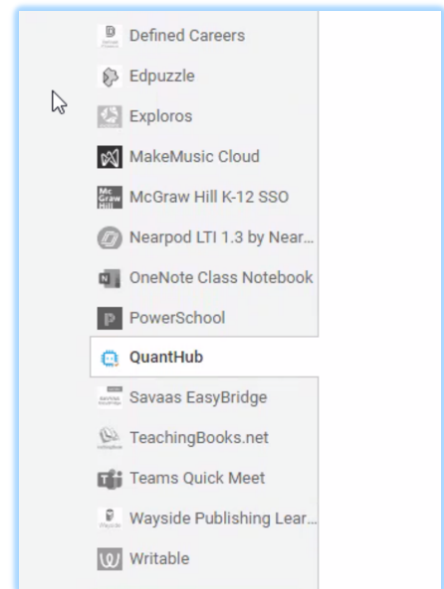
Accessing QuantHub in Schoology [Learn More](#)

Single sign on for students through Schoology functions through the QuantHub App only and not through assignment links. If you choose to include QuantHub as a resource link for your students in a file for an assignment, note that they will be required to sign in using their school email and password.

If you add QuantHub as a resource link in an assignment, be sure that students know to click on the Resource Title to access the Upskill app.

Students and teachers can access QuantHub by following these steps:

1. Click on a course from your main Schoology dashboard.
2. Scroll through the left-side navigation menu to find the QuantHub app



Alternately

1. Click on the App Center icon in the top navigation bar.
2. Click on the QuantHub app from the drop-down menu

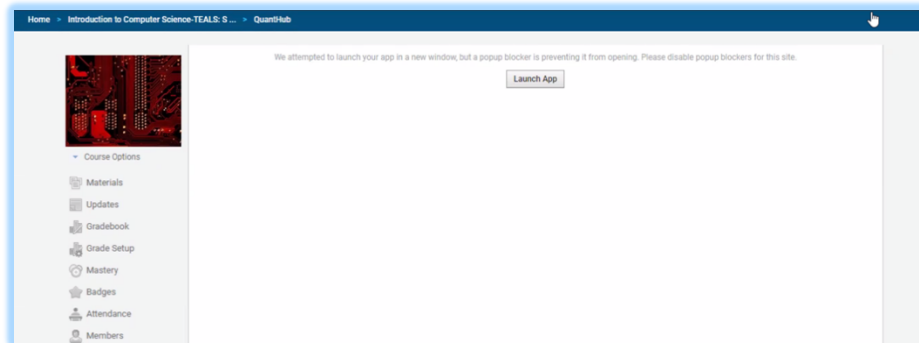
Best Practice: *Instead of using an assignment link, state in your instructions what skill or certificate you would like students to complete and then direct them to access this learning from the QuantHub app in Schoology.*



QuantHub Schoology App

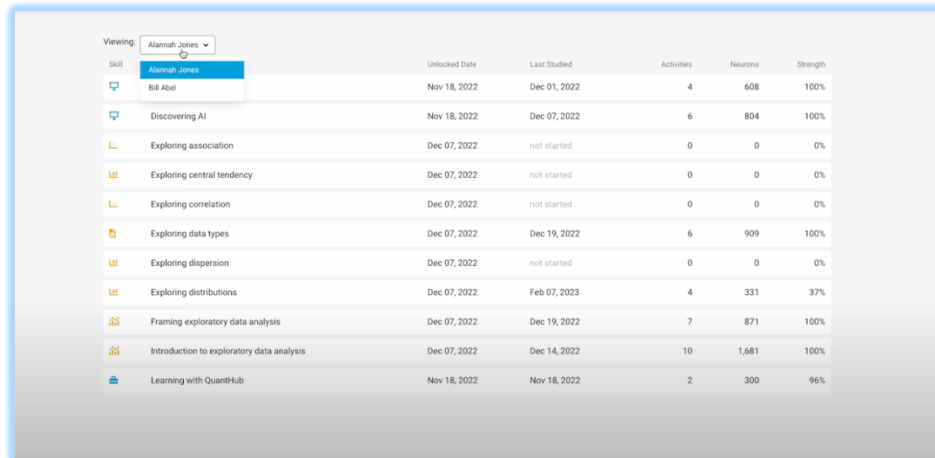
Student Experience

Students can find the QuantHub app in the side menu or App Center (top navigation bar). When students click on the QuantHub app icon, they will be directed to “Launch App”. Launching the app opens QuantHub in a new window.



Parent Experience [Learn More](#)

Parents can access their students' learning progress data through a Parent dashboard accessible within their Schoology dashboard. Parents can request a parent dashboard be added from support@quanthub.com



The screenshot shows a Parent Dashboard for a student named 'Abannah Jones'. The dashboard displays a table of learning progress data for various skills.

Skill	Unlocked Date	Last Studied	Activities	Neurons	Strength
Bill Abal	Nov 18, 2022	Dec 01, 2022	4	608	100%
Discovering AI	Nov 18, 2022	Dec 07, 2022	6	804	100%
Exploring association	Dec 07, 2022	not started	0	0	0%
Exploring central tendency	Dec 07, 2022	not started	0	0	0%
Exploring correlation	Dec 07, 2022	not started	0	0	0%
Exploring data types	Dec 07, 2022	Dec 19, 2022	6	909	100%
Exploring dispersion	Dec 07, 2022	not started	0	0	0%
Exploring distributions	Dec 07, 2022	Feb 07, 2023	4	331	37%
Framing exploratory data analysis	Dec 07, 2022	Dec 19, 2022	7	871	100%
Introduction to exploratory data analysis	Dec 07, 2022	Dec 14, 2022	10	1,681	100%
Learning with QuantHub	Nov 18, 2022	Nov 18, 2022	2	300	96%

